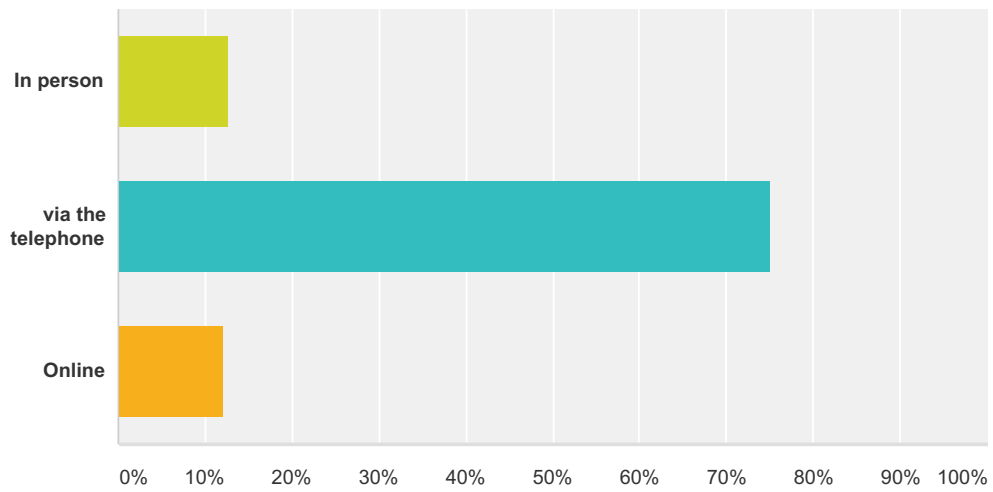


### Q1 How do you usually book your appointments with a GP or Nurse?

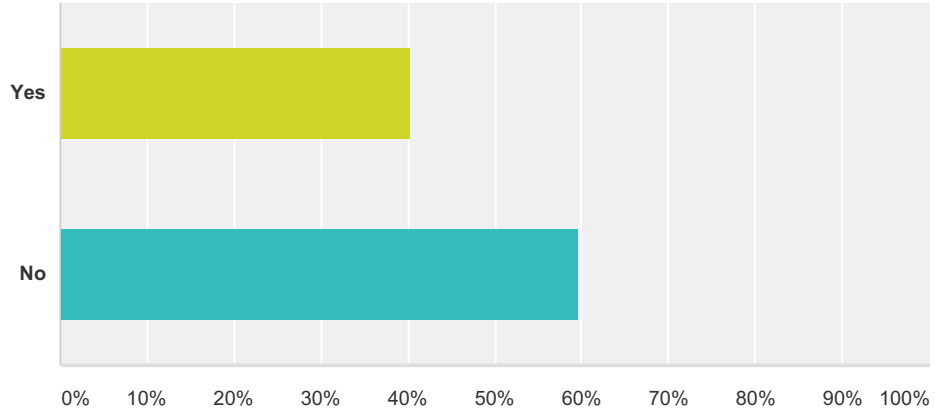
Answered: 266 Skipped: 4



Answer Choices	Responses
In person	12.78% 34
via the telephone	75.19% 200
Online	12.03% 32
<b>Total</b>	<b>266</b>

### Q2 Have you been able to book an appointment for a day of your choice with a GP or Nurse?

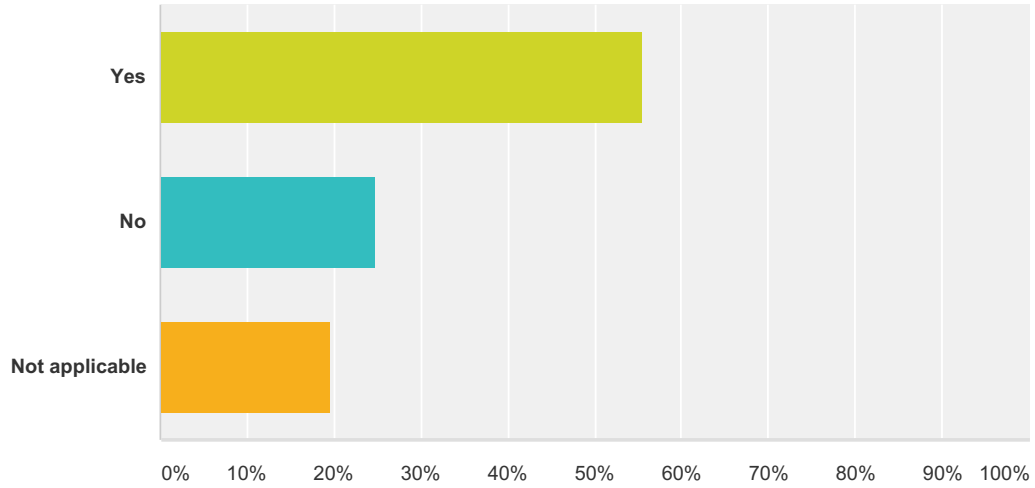
Answered: 266 Skipped: 4



Answer Choices	Responses
Yes	40.23% 107
No	59.77% 159
<b>Total</b>	<b>266</b>

### Q3 If you have been unable to book an appointment were you offered an alternative?

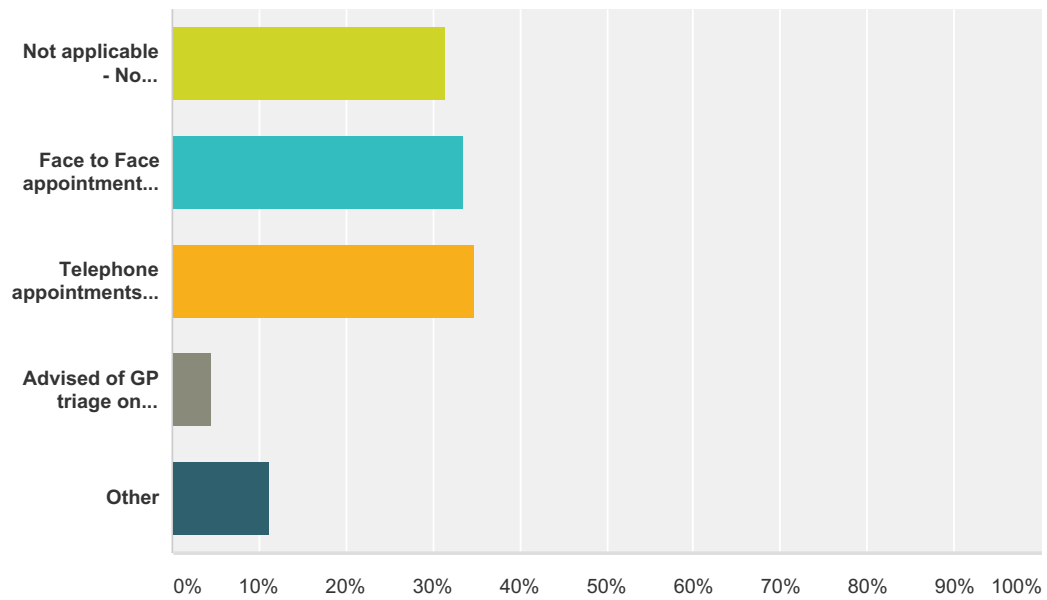
Answered: 261 Skipped: 9



Answer Choices	Responses
Yes	55.56% 145
No	24.90% 65
Not applicable	19.54% 51
<b>Total</b>	<b>261</b>

### Q4 What alternatives were you offered? (please mark all that apply)

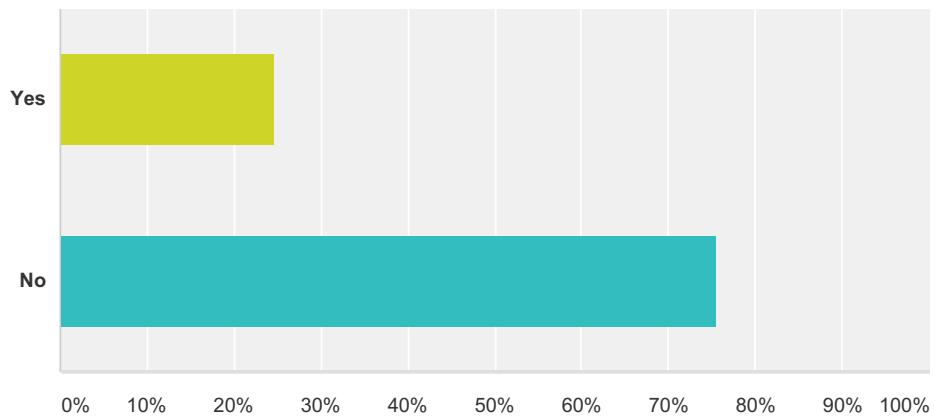
Answered: 241 Skipped: 29



Answer Choices	Responses
Not applicable - No alternative offered / Used Online option	31.54% 76
Face to Face appointment with a GP/Nurse on a different date	33.61% 81
Telephone appointments with a GP/Nurse	34.85% 84
Advised of GP triage on Tuesday / Wednesday	4.56% 11
Other	11.20% 27
<b>Total Respondents: 241</b>	

### Q5 Are you aware of our new GP triage appointments?

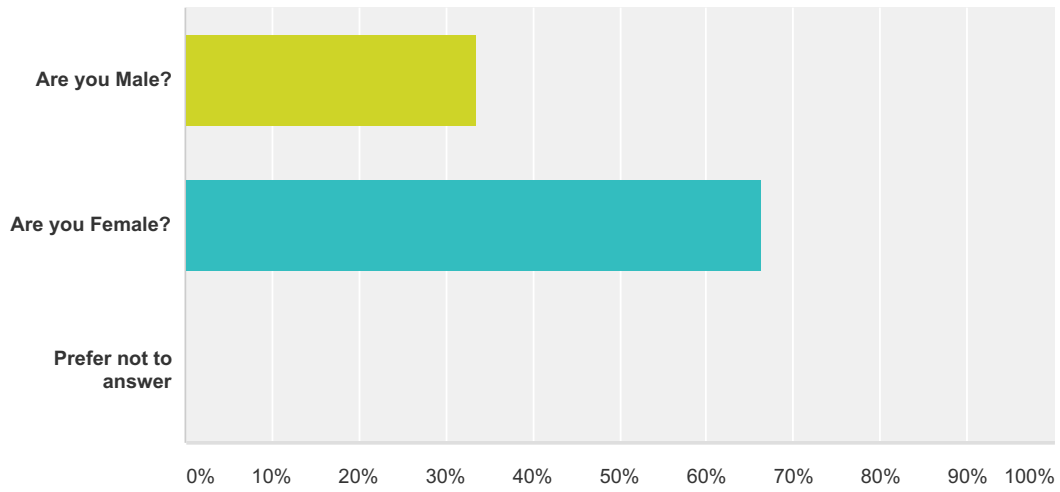
Answered: 267 Skipped: 3



Answer Choices	Responses	
Yes	24.72%	66
No	75.66%	202
<b>Total Respondents: 267</b>		

### Q6 Personal Details

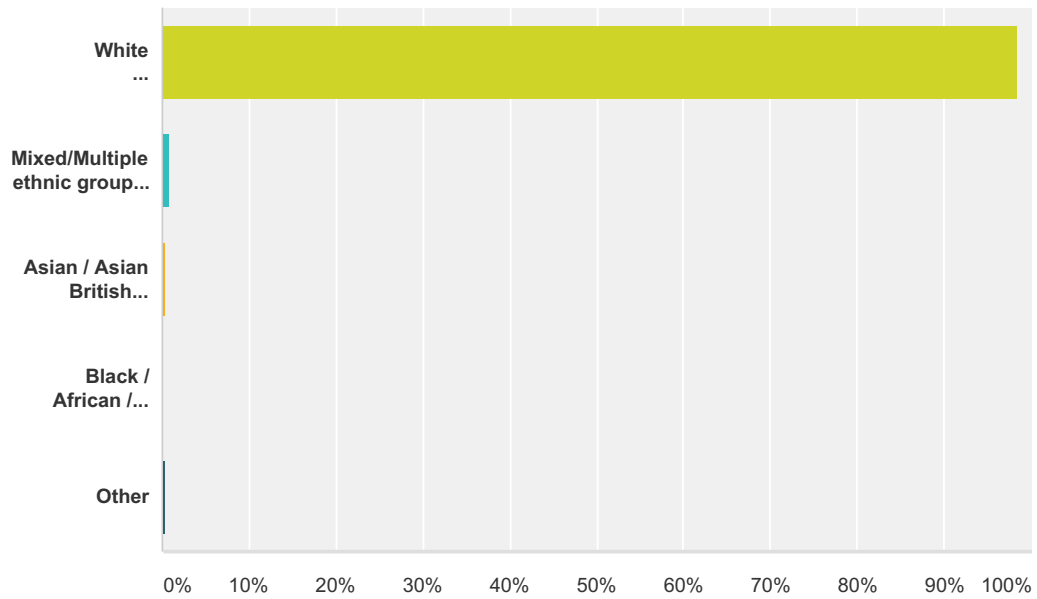
Answered: 267 Skipped: 3



Answer Choices	Responses
Are you Male?	33.71% 90
Are you Female?	66.29% 177
Prefer not to answer	0.00% 0
<b>Total</b>	<b>267</b>

### Q7 What is your ethnicity?

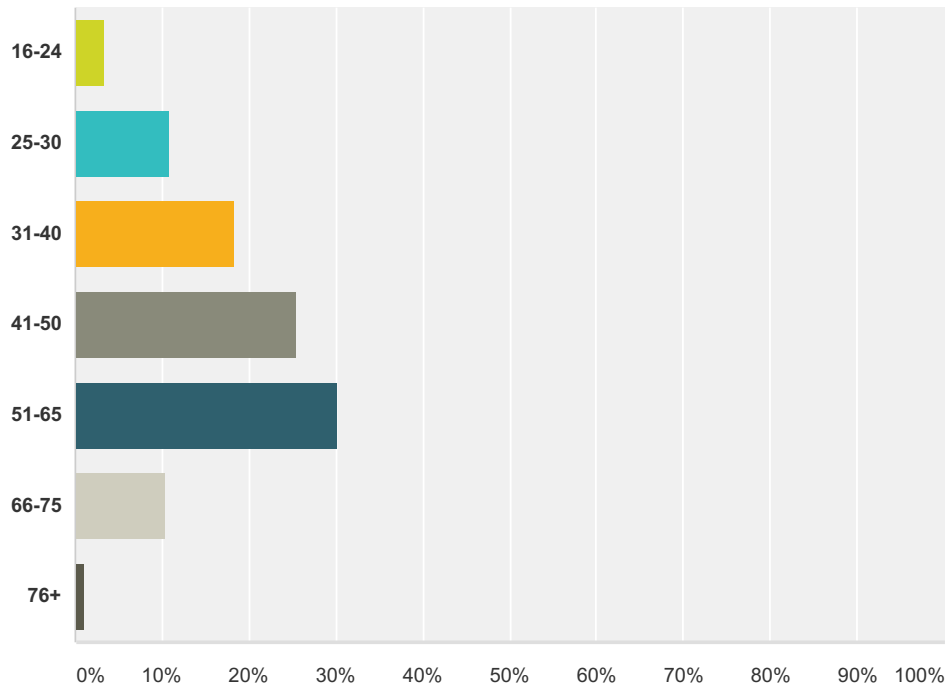
Answered: 267 Skipped: 3



Answer Choices	Responses
White other White background	English / Welsh / Scottish / Northern Irish /British - Irish - Gypsy or Irish Traveller - Any <b>98.50%</b> 263
Mixed/Multiple ethnic group Mixed/Multiple ethnic background	White and Black Caribbean / White and Black African / White and Asian / Any other <b>0.75%</b> 2
Asian / Asian British	Indian / Pakistan / Bangladeshi / Chinese / Any other Asian background <b>0.37%</b> 1
Black / African / Caribbean / Black British	African / Caribbean / Any other Black / African / Caribbean background <b>0.00%</b> 0
Other	<b>0.37%</b> 1
<b>Total</b>	<b>267</b>

### Q8 What is your age?

Answered: 267 Skipped: 3



Answer Choices	Responses
16-24	3.37% 9
25-30	10.86% 29
31-40	18.35% 49
41-50	25.47% 68
51-65	30.34% 81
66-75	10.49% 28
76+	1.12% 3
<b>Total</b>	<b>267</b>